



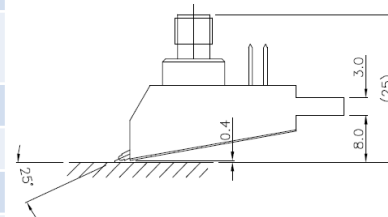
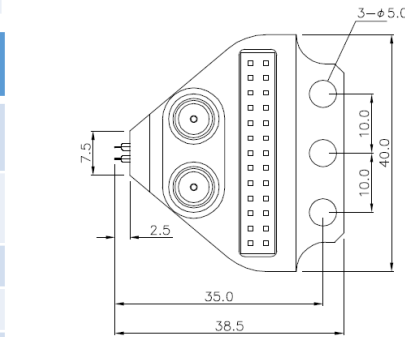
T Plus DC+RF Probe 40GHz / Model: MCRF40

Electric Performance

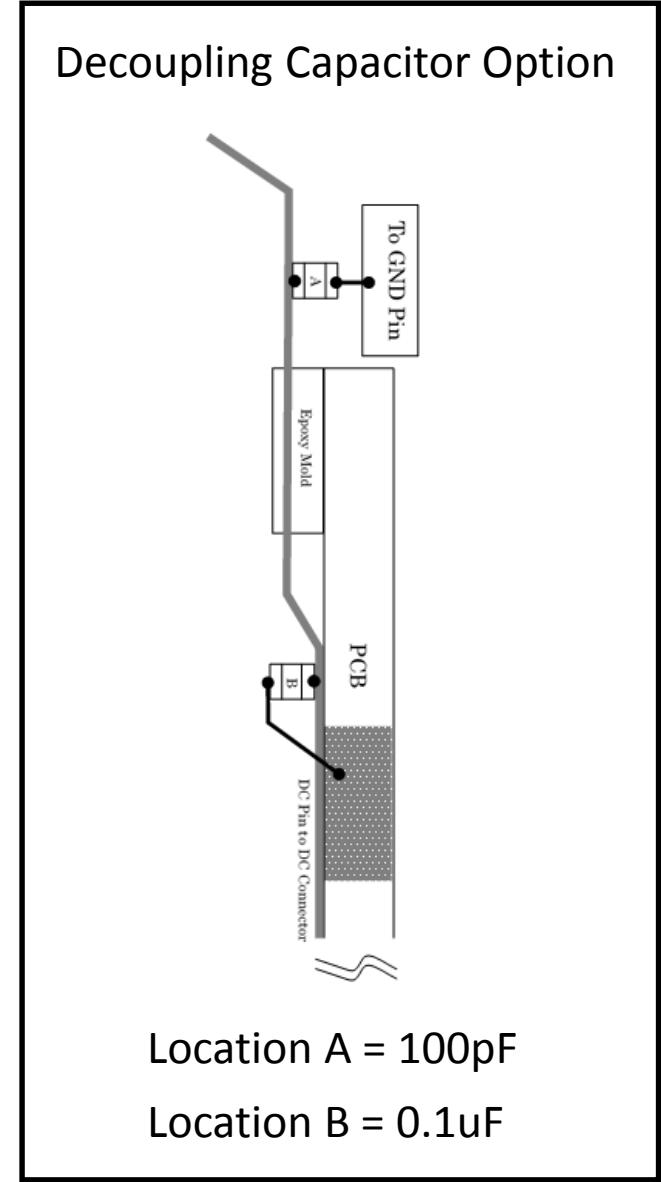
Characteristic impedance	50 ohm (RF Probe)
Frequency range	DC – 40GHz
DC voltage	100V
DC current	1A
RF Power @ 10GHz max	5W
Contact resistance on Au	0.05 ohm
Insertion loss to 40GHz	-1.5dB (Typ)
Insertion loss to 40GHz	-13dB (Typ)

Mechanical Performance

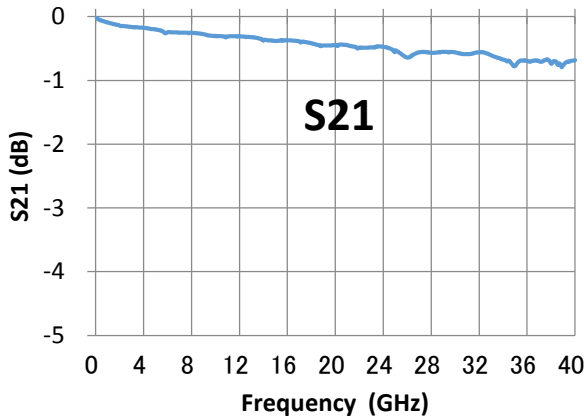
Probe Material (for RF / RF GND)	Nickel Alloy or W, BeCu
Probe Material (for DC / DC GND)	Tungsten(W) or BeCu (Cantilever tip)
Body Material	Aluminum Alloy
PCB Material	FR4
Contact pressure @2mil Over travel	TBD
Contact Cycle (Auto Probe Mode)	1M
XY position error	Max 10um
Planarity error	Max 10um
Scribing mark (Width)	30um
Available Pitch	Min 50um / Max TBD
RF Connector	2.92mm (I)
Connector	2.54mm Pin header / or Coax+BNC or SMA



Unit: mm
Tolerance: +/-0.25



Typical Insertion Loss (GSGSG-150um pitch)



Typical Return Loss (GSGSG-150um pitch)

